




Video Processor

ALL NEW LS-VP1000

Specification



Shanghai Listen Vision Technology Inc.

05-26-2020

Product Overview

All new LS-VP1000 LED Video Processor , has 6 channels of video input, 1 channels of video output,loading capacity for 2.65 million pixels, max. supporting 4 windows display at the same time ; It is suitable for different applications like conference screens and large monitoring screens .

Product features

1. 2.65 million pixels supported: Max. width can be 3920 pixels, Max. height can be 4048 pixels;
- 2.Support seamless switching under the condition when opening 1 or 2 windows;
- 3.Support POP , max. 4 pictures of 田 type and 4 pictures of horizontal type, and display 4 inputs at the same time ;
4. Audio and video synchronous : synchronization of audio and video switching ;
- 5.Support software control from computer by RS232;
- 6.Support USB/SDI extension



7.Support multi-machines mosaic in horizontal, max. 10 machines

8.Support rotation, single picture supports rotation of 90 degrees, 270 degrees, 180 degrees, horizontal mirror image, vertical mirror image, double pictures supporting rotation of 180 degrees, horizontal mirror image, vertical mirror image;



9. Support HDCP1.4 .

Appearance description

Front side :



1.  : LCD

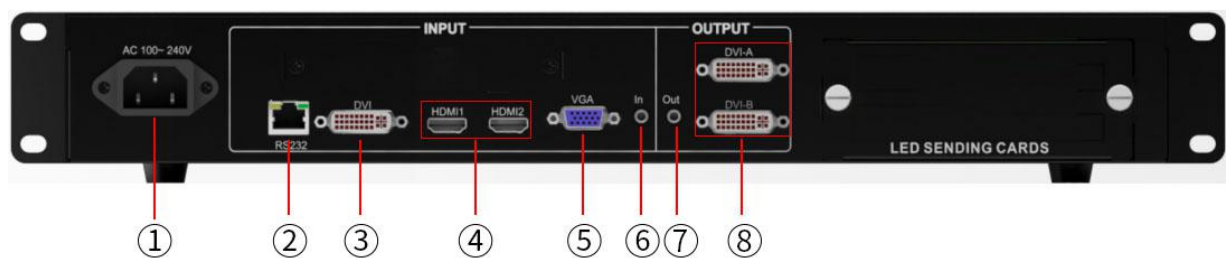
2.  : Knob, press the knob to confirm the input or access, rotate the knob to select / adjust the parameters
- 3.OK : You can enter the setting menu to set all parameters
- 4.Return  : Press the key to return to the previous unit
- 5.TEMPLATE: Template key, load window template
- 6.LOAD : Load scene function, load pre-saved parameters, supporting max. 10 groups
- 7.SAVE: Save the scene function, store the currently configured parameters for fast loading, and support max.10 groups .
- 8.PART/FULL : Switch to display part or full picture
- 9.SWITCH : Choose windows
- 10.USB/SDI2: After the USB input is extended, it can be used to switch the video picture played on the USB disk to the previous program; after the SDI input is extended, it can be used to switch the input source to SDI2
- 11.SIZE POS: Enter the position size adjustment interface to adjust the window position size
- 12.CROP : Enter the input interception adjustment interface, and you can crop the input source to enlarge the display
- 13.FREEZE : Freeze so that the output screen stays at the current frame
- 14.BLACK : Black the display
- 15.Input area : 1*DVI , 2*HDMI , 1*VGA , support 2*SDI inputs or 1*USB

input extended

16.Update : For firmware/software update

17.  : Power on/off

Rear side :



1.Power interface

2.RS232 : link to PC or central console

3.Input : 1*DVI

4.Input : 2*HDMI

5.Input : 1*VGA

6.Analog audio input interface (IN)

7.Analog audio output interface (OUT)

8.1*DVI output : DVI-A and DVI-B for backup

Specifications

DVI Inputs

Quantity 1

Connector DVI-I

Signal Standard DVI1.0 , HDMI1.3 downward compatible

Supported resolutions VESA , PC to 1920x1200

HDMI Inputs

Quantity 2

Connector HDMI-A

Signal Standard HDMI1.3 downward compatible

Supported resolutions VESA,PC to 1920x1200

VGA Inputs

Inputs 1

Connector DB15

R. G. B. Hsync. Vsync:0 to1Vpp±3dB (0.7V Video+0.3v

Signal standard Sync)

75 ohm black level : 300mV Sync-tip : 0V

Supported resolution VESA , PC to 1920x1200

Audio inputs

Quantity 1

Connector 3.5mm RCA

Signal standard Analog audio

Audio outputs

Quantity 1

Connector 3.5mm

Signal standard Analog audio

DVI Outputs

Quantity 1+1 (backup)

Connector DVI-I

Signal
standard DVI1.0

		1920×1080@60Hz
	800×600@60Hz	
		1920×1200@60Hz
	1024×768@60Hz	
		1024×1920@60Hz
	1280×720@60Hz	
Supported		1536×1536@60Hz
resolution	1280×1024@60Hz	
		2048×640@60Hz
	1440×900@60Hz	
		2048×1152@60Hz
	1600×1200@60Hz	
		2304×1152@60Hz
	1680×1050@60Hz	
		Customized

Whole machine

N.W 4.2KG

Size (mm)	Case size : (LWH) 483x280x60
	Packing size : (LWH) 520x353x130
Power supply	100VAC – 240VAC 50/60Hz
Max power	18W
Temperature	0°C ~ 45°C
Storage humidity	10% ~ 90%

Topology

